




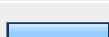
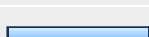
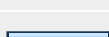
















1. How old are you?			
		Response Percent	Response Count
Under 10		1.4%	1
11-16		0.0%	0
17-21		1.4%	1
22-30		5.5%	4
31-40		17.8%	13
41-50		17.8%	13
51-60		16.4%	12
61-70		23.3%	17
70+		16.4%	12
		<i>answered question</i>	<b>73</b>
		<i>skipped question</i>	<b>0</b>





2. Is anyone in your household?			
		Response Percent	Response Count
Under 16		45.0%	18
Over 65		55.0%	22
		<i>answered question</i>	<b>40</b>
		<i>skipped question</i>	<b>33</b>









3. What is your postcode?		
		Response Count
		73
		<i>answered question</i>
		<b>73</b>
		<i>skipped question</i>
		<b>0</b>



4. Do you have access to a car?			
		Response Percent	Response Count
Yes		95.9%	70
No		4.1%	3
		<i>answered question</i>	<b>73</b>
		<i>skipped question</i>	<b>0</b>



5. Have you visited the Guildhall within the past?			
		Response Percent	Response Count
3–6 months		25.0%	17
12 months		14.7%	10
3 years		23.5%	16
I have never visited		14.7%	10
Other, please specify		22.1%	15
		<i>answered question</i>	<b>68</b>
		<i>skipped question</i>	<b>5</b>

6. What was the purpose of the visit?			
		Response Percent	Response Count
Library		43.1%	25
Museum		12.1%	7
Exhibition/lecture/function		17.2%	10
Display of current restoration plans		25.9%	15
Other (please specify)		24.1%	14
		<i>answered question</i>	<b>58</b>
		<i>skipped question</i>	<b>15</b>

7. How aware are you of the plans to restore the Guildhall?			
		Response Percent	Response Count
I did not know the Guildhall was being renovated.		5.9%	4
I knew something was happening but was not sure what.		7.4%	5
I knew that it was being restored but was not sure of the details.		39.7%	27
<b>I knew that it was being restored and was already familiar with the plans.</b>		47.1%	32
		<i>answered question</i>	<b>68</b>
		<i>skipped question</i>	<b>5</b>

8. Through which sources have you become aware? (Tick all that apply)			
		Response Percent	Response Count
<b>Villager articles</b>		67.6%	46
Local newspapers		27.9%	19
Guildhall website		27.9%	19
Guild Member e-newsletters		20.6%	14
Local posters		13.2%	9
Local displays/talks		20.6%	14
Conversation with project member		48.5%	33
Conversation with other villagers		42.6%	29
		<i>answered question</i>	<b>68</b>
		<i>skipped question</i>	<b>5</b>

9. Should the hall on the first floor be open during museum open hours for public viewing?			
		Response Percent	Response Count
Yes		97.0%	64
No		3.0%	2
<i>answered question</i>			<b>66</b>
<i>skipped question</i>			<b>7</b>

10. Would you consider hiring the hall for a private/family occasion or celebration?			
		Response Percent	Response Count
Yes		76.9%	50
No		23.1%	15
<i>answered question</i>			<b>65</b>
<i>skipped question</i>			<b>8</b>

11. If you own or represent a business would you consider hiring the hall for a business function?			
		Response Percent	Response Count
One-time event		25.0%	6
Repeat basis		16.7%	4
No		58.3%	14
Business name (optional)			4
<i>answered question</i>			<b>24</b>
<i>skipped question</i>			<b>49</b>

12. If you represent a club/society would you consider hiring the hall for events or meetings? Tick all that apply:

		Response Percent	Response Count
One-time event/annual meeting		50.0%	13
Weekly		7.7%	2
Monthly		3.8%	1
Quarterly		11.5%	3
No		26.9%	7
Club/society name (optional)			8
<b>answered question</b>			<b>26</b>
<b>skipped question</b>			<b>47</b>

13. Would you be interested in attending classes? In the:








		Response Percent	Response Count
Weekday		41.9%	26
<b>Evenings</b>		<b>58.1%</b>	<b>36</b>
Weekends		22.6%	14
No		27.4%	17
<b>answered question</b>			<b>62</b>
<b>skipped question</b>			<b>11</b>






14. In which subjects/areas?




		Response Count
		38
<b>answered question</b>		<b>38</b>
<b>skipped question</b>		<b>35</b>





15. Would you attend exhibitions?			
		Response Percent	Response Count
Art		89.1%	57
Photographic		82.8%	53
Local arts and crafts		84.4%	54
Other (please specify)			10
		<b>answered question</b>	<b>64</b>
		<b>skipped question</b>	<b>9</b>







16. Are you/is someone in your household currently a Finchingfield Library member?			
		Response Percent	Response Count
Yes		36.2%	25
No		63.8%	44
		<b>answered question</b>	<b>69</b>
		<b>skipped question</b>	<b>4</b>





17. In addition to books, ideally the Library should offer? Tick all that apply:			
		Response Percent	Response Count
Audio CDs		65.2%	43
DVDs		60.6%	40
Local newspapers/magazines of local interest		69.7%	46
<b>Access to wider Essex library catalogue</b>		<b>71.2%</b>	<b>47</b>
Public computers/Internet access		59.1%	39
Quiet study space		56.1%	37
Other (please specify)		4.5%	3
		<i>answered question</i>	<b>66</b>
		<i>skipped question</i>	<b>7</b>

18. What Library opening hours/days would most suit you? Tick all that apply:			
		Response Percent	Response Count
Weekday mornings		42.4%	25
Weekday afternoons before 3 pm		44.1%	26
Weekday afternoons after school		30.5%	18
Weekday evenings		35.6%	21
<b>Weekends</b>		<b>64.4%</b>	<b>38</b>
		<i>answered question</i>	<b>59</b>
		<i>skipped question</i>	<b>14</b>





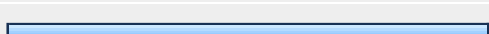
19. Would members of your family use the Library for (tick all that apply):			
		Response Percent	Response Count
<b>Research</b>		88.1%	37
A quiet place to study		35.7%	15
Access to the internet		28.6%	12
		<i>answered question</i>	<b>42</b>
		<i>skipped question</i>	<b>31</b>

20. Would you or members of your family join in monthly activities held in the Library, for instance:			
		Response Percent	Response Count
Parent/carer and child story time		14.5%	9
<b>Lectures on/by authors</b>		71.0%	44
No		17.7%	11
Other (please specify)		9.7%	6
		<i>answered question</i>	<b>62</b>
		<i>skipped question</i>	<b>11</b>

21. What is likely to be your purpose of visiting the museum? Tick all that apply:			
		Response Percent	Response Count
General interest in Finchingfield		89.6%	60
Showing family/friends the village		85.1%	57
Personal research/specific interest		28.4%	19
Family history/genealogy		26.9%	18
To support educational activities		29.9%	20
Enjoyment		58.2%	39
Other (please specify)		0.0%	0
		<i>answered question</i>	<b>67</b>
		<i>skipped question</i>	<b>6</b>

22. What would you consider to be a reasonable entry fee (tick one):			
		Response Percent	Response Count
£1		34.4%	22
£1.50		48.4%	31
£5 (incl guide)		7.8%	5
Other (please specify)		9.4%	6
		<i>answered question</i>	<b>64</b>
		<i>skipped question</i>	<b>9</b>

**23. What Museum opening hours/days would most suit you? Tick all that apply:**

		Response Percent	Response Count
Weekday mornings		37.5%	24
Weekday afternoons before 3 pm		45.3%	29
Weekday afternoons after school		31.3%	20
Weekday evenings		26.6%	17
<b>Weekends</b>		<b>79.7%</b>	<b>51</b>
		<i>answered question</i>	<b>64</b>
		<i>skipped question</i>	<b>9</b>

**24. What particular aspects or themes would you like to see in the museum? Please rank the options 1–5 (1 = definitely not; 5 = definitely):**

	<b>1 (definitely not)</b>	<b>2</b>	<b>3</b>	<b>4</b>	<b>5 (definitely)</b>	<b>Rating Average</b>	<b>Response Count</b>
Natural history, geology	4.7% (3)	9.4% (6)	<b>45.3% (29)</b>	7.8% (5)	32.8% (21)	3.55	64
How people used to live	1.6% (1)	1.6% (1)	11.1% (7)	23.8% (15)	<b>61.9% (39)</b>	4.43	63
Archaeology	1.6% (1)	4.8% (3)	30.2% (19)	23.8% (15)	<b>39.7% (25)</b>	3.95	63
Local artists and writers	3.1% (2)	9.4% (6)	15.6% (10)	23.4% (15)	<b>48.4% (31)</b>	4.05	64
How the village has changed	1.5% (1)	0.0% (0)	6.2% (4)	24.6% (16)	<b>67.7% (44)</b>	4.57	65
Local trades	1.6% (1)	4.8% (3)	25.4% (16)	30.2% (19)	<b>38.1% (24)</b>	3.98	63
Agriculture and rural life	1.6% (1)	1.6% (1)	17.2% (11)	29.7% (19)	<b>50.0% (32)</b>	4.25	64
Houses and other buildings	1.6% (1)	3.2% (2)	11.3% (7)	38.7% (24)	<b>45.2% (28)</b>	4.23	62
The Churches	3.1% (2)	15.6% (10)	23.4% (15)	23.4% (15)	<b>34.4% (22)</b>	3.70	64
Family history/genealogy	7.9% (5)	11.1% (7)	25.4% (16)	17.5% (11)	<b>38.1% (24)</b>	3.67	63
The Schools	9.5% (6)	14.3% (9)	<b>30.2% (19)</b>	25.4% (16)	20.6% (13)	3.33	63
Other (please specify)							1
<b>answered question</b>							<b>65</b>
<b>skipped question</b>							<b>8</b>

**25. What features and facilities should the new museum provide? Please rank the options 1–5 (1 = definitely not; 5 = definitely):**

	<b>1 (definitely not)</b>	<b>2</b>	<b>3</b>	<b>4</b>	<b>5 (definitely)</b>	<b>Rating Average</b>	<b>Response Count</b>
Permanent story of Finchingfield	3.0% (2)	0.0% (0)	3.0% (2)	7.5% (5)	<b>86.6% (58)</b>	4.75	67
Display of local objects and artefacts	1.5% (1)	4.5% (3)	6.1% (4)	24.2% (16)	<b>63.6% (42)</b>	4.44	66
Written displays	1.6% (1)	7.8% (5)	29.7% (19)	29.7% (19)	<b>31.3% (20)</b>	3.81	64
Video and audio displays	1.5% (1)	4.6% (3)	23.1% (15)	27.7% (18)	<b>43.1% (28)</b>	4.06	65
Photographs	1.6% (1)	1.6% (1)	9.4% (6)	20.3% (13)	<b>67.2% (43)</b>	4.50	64
Exhibition linked to trail around village	1.5% (1)	0.0% (0)	12.1% (8)	25.8% (17)	<b>60.6% (40)</b>	4.44	66
A shop selling museum gifts	1.5% (1)	12.3% (8)	21.5% (14)	27.7% (18)	<b>36.9% (24)</b>	3.86	65
Refreshment facilities	9.2% (6)	12.3% (8)	29.2% (19)	16.9% (11)	<b>32.3% (21)</b>	3.51	65
Exhibition notes to take away	1.6% (1)	14.3% (9)	22.2% (14)	30.2% (19)	<b>31.7% (20)</b>	3.76	63
Displays specifically for children	4.6% (3)	1.5% (1)	13.8% (9)	23.1% (15)	<b>56.9% (37)</b>	4.26	65
Other (please specify)							3
<b>answered question</b>							<b>67</b>
<b>skipped question</b>							<b>6</b>












**26. What is the best way for the museum to promote itself to the community?**

	<b>Response Count</b>
	50
<b>answered question</b>	<b>50</b>
<b>skipped question</b>	<b>23</b>

27. We'd love to hear your thoughts, either to expand on your previous answer, or on any other aspect of the project. Please use the box below.

		Response Count
		26
<i>answered question</i>		26
<i>skipped question</i>		47

28. Would you like to become involved? If so please tick the boxes that interest you below.

		Response Percent	Response Count
<b>Guild Membership (its free, just an association of project supporters, your only commitment is to read the e-newsletter we send out) we will keep you up to date with developments and invite you to special events.</b>		79.5%	31
Receive future questionnaires		74.4%	29
Take part in future focus groups/consultations		33.3%	13
Fundraising during the restoration project		17.9%	7
Fundraising afterwards		12.8%	5
Volunteering in library once facility is open		20.5%	8
Volunteering in museum once facility is open		33.3%	13
Volunteering in shop once facility is open		17.9%	7
Volunteering in in general once facility is open		33.3%	13
Volunteering to develop museum exhibitions		20.5%	8
Interested in hiring Guildhall for private event(s)		12.8%	5

Interested in hiring Guildhall for business event(s)	<input type="checkbox"/>	2.6%	1
Interested in hiring Guildhall for club/society event(s)	<input type="checkbox"/>	12.8%	5
		<b>answered question</b>	<b>39</b>
		<b>skipped question</b>	<b>34</b>

**29. Giving your contact details is entirely optional. However, if you have ticked any of the Involvement boxes above or would like to be entered in the £25 High Street Vouchers draw (for responses received by 15 February 2010), please do so.**

		Response Percent	Response Count
<b>Name:</b>	<input type="checkbox"/>	97.9%	46
Email Address:	<input type="checkbox"/>	91.5%	43
Phone Number:	<input type="checkbox"/>	78.7%	37
		<b>answered question</b>	<b>47</b>
		<b>skipped question</b>	<b>26</b>